


WE'RE GOING ON A NATURE HUNT!

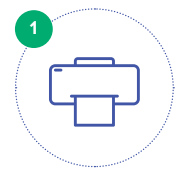
Put Your Powers of Observation to the Test



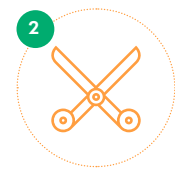
TU B'SHVAT WITH THE NLI

הספרייה הלאומית
المكتبة الوطنية
The National Library of Israel

BUILD YOUR OWN BOOK!



Print on A4 paper



Cut out each page



Staple together to form your very own booklet!

- Take a walk through your neighborhood or a hike in nature and use these pages to explore your world.
- Each page features an item from the National Library of Israel's collections that corresponds to something you can find outdoors.
- Tick the boxes as you find each item.
- You can even take a photo or draw a picture of the item you discover.
- Then delve into some of the questions posed or get inspired with your own.

Have fun while you expand your knowledge, notice new things and celebrate the beauty of the natural environment that surrounds us.

HAPPY HUNTING AND HAPPY TU B'SHVAT!

A BIRD IN A TREE

Tu B'Shvat Stamp, 1975



YOUR STAMP HERE!

What do you like about the stamp?

Do stamps in your country also depict meaningful holidays and events?

Design your own Tu B'Shvat stamp that illustrates your favorite part/s of the festival!

SOMETHING IN NATURE THAT YOU LOVE

Poster About Preserving Nature, 1970, Israel Nature and Parks Authority



Who is in the poster?

What kinds of things do you already do to take care of the environment?

Choose one thing to do today that will help the environment:

.....

.....

A WATER SOURCE

Kindergarten Children and their Teacher, Kibbutz Ginegar, 1942

What are the children watching?



How much do we rely on water?

Write a caption for the photo:

5

FLOWERS

Protected Trees and Shrubs, JNF Poster, 1966

Have you ever seen the flower in the image before?



Do you ever stop to smell flowers?

Translate the Hebrew name of the flower into your language using a dictionary or Google Translate:

6

A COOL STICK OR ROCK

Poster describing the Five Roles of the Jewish National Fund (JNF), 1930s

5 תפקידים של הקרן הקימת לישראל

גאולת הקרקע

עד כה 370000 דונם

יבנוש בצות

עד כה 65 ישובים

הספקת מים


עד כה 57 ישובים

יעור

עד כה 1900000 עצים

מסירת הקרקע להתיישבות

עד כה 380000 נפש בכפר ובעיר



The JNF has always turned to Jews living outside of Israel to join the efforts to build Israel.

Do you think it is important that Jews of the Diaspora are connected to the development of Israel today? Why?

7

SOMETHING BEGINNING WITH THE LETTER 'C'

Citrus Marketing Board Poster

What is significant about where the oranges, lemons and grapefruit are placed in the picture?

Have you ever grown your own fruit?

Can you think of fruit or foods that are promoted in your country?



8

TWO DIFFERENT COLORS OF SOIL

Tu B'Shvat Ceremony, Israel

What are the youth in the picture doing?



Why are trees important for the environment?

Why do you think they are more important in Israel than in some other countries?



9

SOMETHING THAT SPINS

Aerial view of the agricultural village of Nabalal, 1930s, designed in the shape of a wheel



On Tu B'Shvat, we celebrate the start of the agricultural cycle and the growth of trees.


Why do you think we need a special day to appreciate trees?

♥
GO HUG A TREE AND SAY HAPPY BIRTHDAY!

10

AN INTERESTING BUILDING

A postcard with the original Knesset building, 1949



DID YOU KNOW?

Israel's parliament, the Knesset, celebrates its birthday on Tu B'Shvat! Since its founding in 1949, Knesset members celebrate each year by participating in tree-planting ceremonies around the country.

11

Tu B'Shvat marks the Jewish new year for trees, and falls on 15 Shvat in the Hebrew calendar. It began as a Halachic date, evolved into a Kabbalistic festival, was adapted by the Zionist movement as a day to celebrate cultivating the land, and in more recent years has become a Jewish environmental awareness day.

In Israel, Tu B'Shvat is celebrated by planting trees and sometimes holding a Tu B'Shvat seder, which includes eating delicious fruit grown in Israel (such as oranges, carob, dried fruits, nuts, and Shivat Haminim – the seven species – wheat, barley, grapes, figs, pomegranates, olives and dates). It is also seen as a time to focus on our ecological responsibilities and the cycle of renewal.

WANT MORE? Play these online Tu B'Shvat puzzles!



We'd love to hear about your hunt!

STAY IN TOUCH



Write us:
learning@nli.org.il



Find us on
Facebook



Join our
Whatsapp
group



Sign up for our
newsletter

TU B'SHVAT WITH THE NLI

12

הספרייה הלאומית
المكتبة الوطنية الإسرائيلية
The National Library of Israel